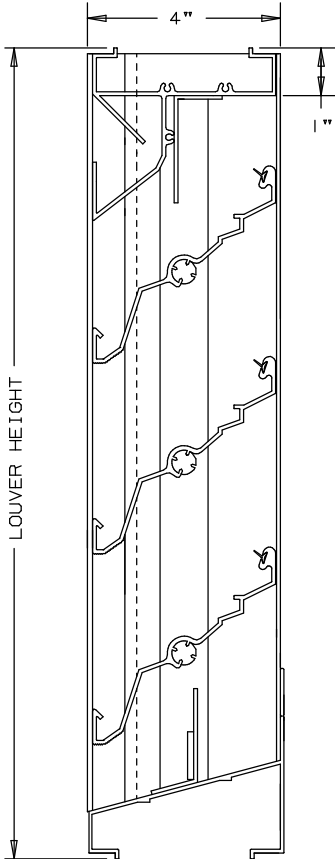


ARROW EXTRUDED ALUMINUM LOUVERS ADJUSTABLE TYPE 4" DEEP

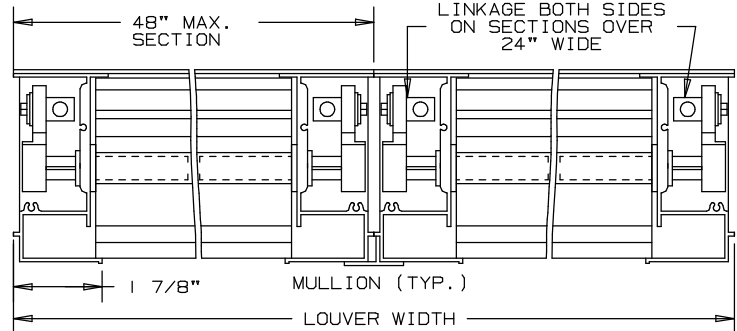
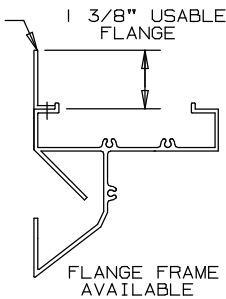
TYPE EA-450-D

FOR MANUAL OR MOTOR OPERATION



NOT TO SCALE

FLANGE FRAME
(AVAILABLE
FRONT FACE
ONLY)



SPECIFICATIONS

BEARINGS: CELCON BEARING MATERIAL SO THAT THERE WILL BE NO METAL TO METAL FRICTION. OPERATING LINKAGE CONCEALED IN FRAME, OUT OF THE AIR STREAM.

MATERIAL: FRAME AND BLADE EXTRUDED ALUMINUM 6063-T6/T52 ALLOY .080" THK., BLADES ON 4" CENTERS.

FACE OF LOUVER: FULL WIDTH SILL WITH DRAIN HEAD AND DRAIN BLADES CONTAINED WITHIN THE DRAIN JAMBS.

LINKAGE: EXTRUDED ALUMINUM, CONCEALED IN CHANNEL OUT OF AIRSTREAM. PIVOTS ARE .50" DIA. MACHINED STEEL, CADMIUM PLATED AND CHROMATE TREATED. PIVOTS ROTATE IN A CELCON BEARING. A .312" DIA. ALUMINUM LINKAGE ROD IS LOCKED TO THE PIVOT BY A 1/4-20 SET SCREW WITH AN EPOXY LOCKING PATCH.

SHAFTS: .50" DIA. ALUMINUM "PIN-LOCK" ROD.

SEALS: EXTRUDED SILICONE RUBBER SEAL AT BLADE EDGE. POLYURETHANE AT THE JAMBS.

SCREENS: WHEN INDICATED, IN A REMOVABLE FRAME.

BIRD SCREEN - 1/2" FLATTENED ALUMINUM, .051" THK.

OR - 1/2" SQ. MESH, INTERMEDIATE DOUBLE-CRIMPED ALUMINUM WIRE, .063 DIA.

OR - 18/16 MESH, .011" DIA. ALUMINUM WIRE, INSECT SCREEN.

FINISH: MILL.

LOUVER SIZES: 12" x 12" MINIMUM PANEL SIZE.
48" x 96" MAXIMUM PANEL SIZE.

LOUVER PERFORMANCE STATEMENT

LOUVER MODEL EA-450-D SHALL BE FABRICATED TO PROVIDE A MINIMUM OF (44%), 7.07 SQUARE FEET OF FREE AREA FOR A 48" x 48" SIZE LOUVER. TESTED IN ACCORDANCE TO AMCA STANDARD 500-L-99. THE BEGINNING POINT OF WATER PENETRATION AT .01 OUNCES PER SQUARE FOOT OF FREE AREA AT A FREE AREA VELOCITY OF 974 FEET PER MINUTE, (6886) CUBIC FEET PER MINUTE. WITH A .14 INCHES WATER GAUGE PRESSURE DROP AT 1000 FPM FOR AIR INTAKE.


OPTIONAL

- OTHER SCREENS
- ARCHITECTURAL FINISHES
- ACTUATORS (ELECTRIC, PNEUMATIC, MANUAL, ETC.)

FOR PERFORMANCE DATA
- SEE REVERSE SIDE

NOMINAL DEDUCTIONS WILL BE MADE TO THE OPENING SIZES GIVEN.

ITEM	QTY.	OPENING SIZE		LOUVER SIZE		MULL	TYPE	LOC	SCREENS
		WIDTH	HEIGHT	WIDTH	HEIGHT				



ARROW UNITED INDUSTRIES
A DIVISION OF MESTEK, INC.

314 RIVERSIDE DRIVE
WYALUSING, PA 18853

TEL: (570) 746-1888 FAX: (570) 746-9286

AGENT: _____

ARCH./ENG. :

CONTR. :

PROJECT :

EDR: _____ ECN: _____ JOB: _____

DATE: _____ DWN.: _____ DWG.: _____

LOUVER MODEL EA-450-D

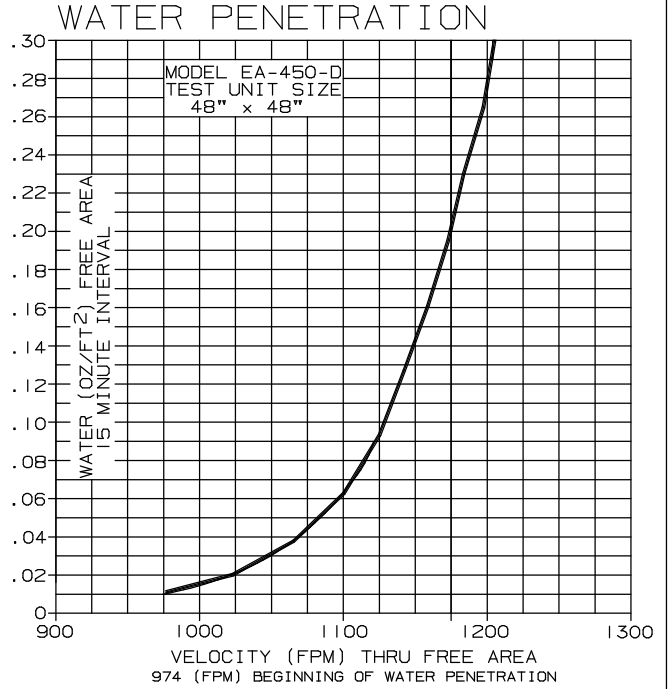
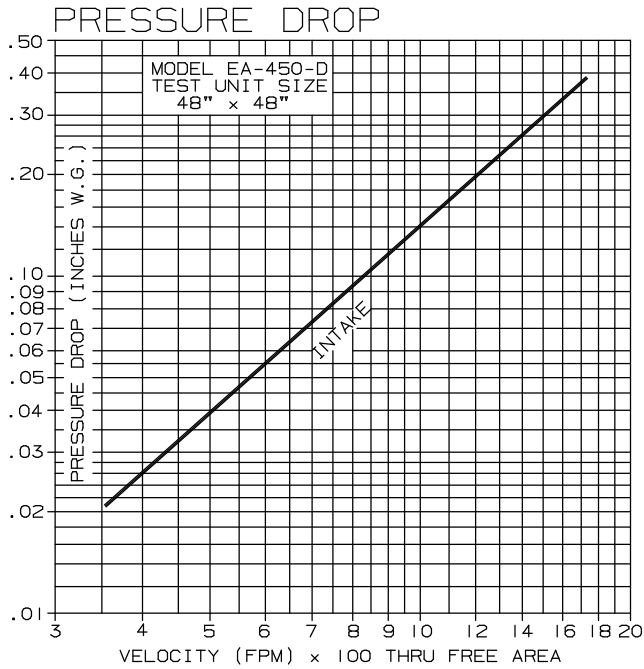
ADJUSTABLE DRAIN LOUVERS

EXTRUDED ALUMINUM - DRAIN

PERFORMANCE DATA

TESTS OF A 48" X 48" SAMPLE BY AN *AMCA REGISTERED LABORATORY
 ACCORDING TO AMCA STANDARD 500 SHOWS LESS THAN .02 OZ. PER SQ. FT.
 WATER PENETRATION AT 1000 FPM (FREE AREA VELOCITY) WITH LESS THAN
 .14" W.G. PRESSURE DROP (INTAKE).

RATINGS DO NOT INCLUDE THE EFFECT OF BIRDSCREEN.



FREE AREA

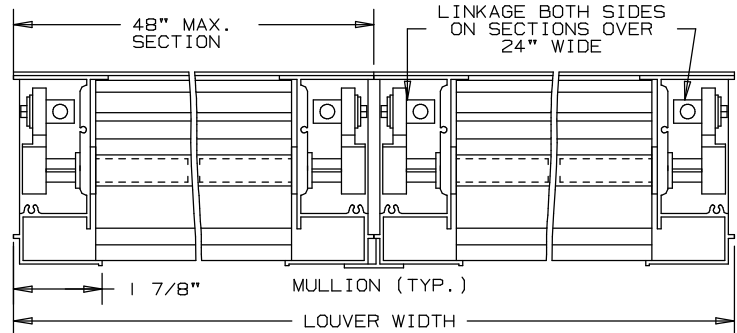
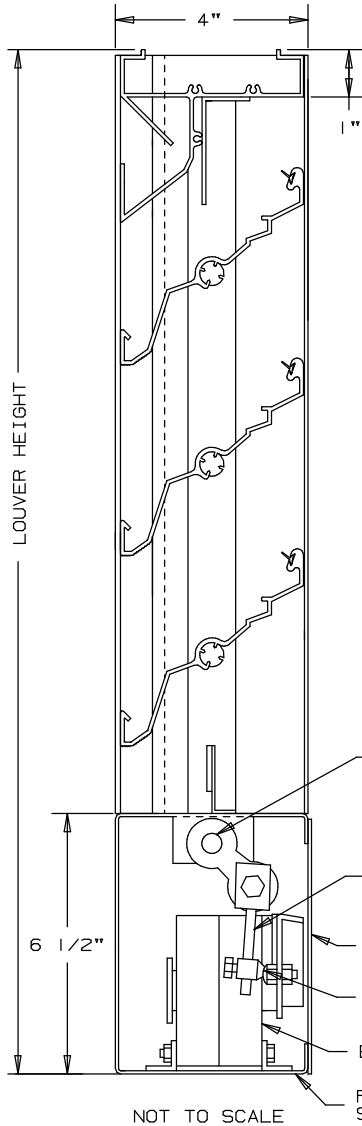
		FREE AREA (SQ. FT.)						
		WIDTH						
HEIGHT	12"	12"	18"	24"	30"	36"	42"	48"
	12"	.17	.31	.44	.57	.70	.83	.96
	24"	.56	.98	1.41	1.83	2.25	2.67	3.10
	36"	.93	1.63	2.33	3.02	3.72	4.42	5.12
	48"	1.28	2.23	3.19	4.14	5.10	6.06	7.07
	60"	1.64	2.87	4.10	5.33	6.57	7.80	9.03
	72"	1.99	3.49	4.99	6.48	7.98	9.47	10.97
	84"	2.35	4.11	5.87	7.63	9.40	11.16	12.92
96"	2.74	4.79	6.84	8.89	10.95	13.00	15.05	

* AMCA REGISTERED LABORATORY IS A LABORATORY EQUIPPED AND STAFFED TO CONDUCT TESTS ACCORDING TO THE APPROPRIATE AMCA TESTS METHOD AND WHICH HAS BEEN LICENSED AS A AMCA REGISTERED LABORATORY.

ARROW EXTRUDED ALUMINUM LOUVERS ADJUSTABLE TYPE 4" DEEP

TYPE EA-450-D-M

DRAIN LOUVER - CONCEALED ACTUATOR



SPECIFICATIONS

BEARINGS: CELCON BEARING MATERIAL SO THAT THERE WILL BE NO METAL TO METAL FRICTION. OPERATING LINKAGE CONCEALED IN FRAME, OUT OF THE AIR STREAM.

MATERIAL: FRAME AND BLADE EXTRUDED ALUMINUM 6063-T6/T52 ALLOY .080" THK., BLADES ON 4" CENTERS.

FACE OF LOUVER: FULL WIDTH SILL WITH DRAIN-HEAD AND DRAIN BLADES CONTAINED WITHIN THE DRAIN JAMBS.

LINKAGE: EXTRUDED ALUMINUM, CONCEALED IN CHANNEL OUT OF AIRSTREAM. PIVOTS ARE .50" DIA. MACHINED STEEL, CADMIUM PLATED AND CHROMATE TREATED. PIVOTS ROTATE IN A CELCON BEARING. A .312" DIA. ALUMINUM LINKAGE ROD IS LOCKED TO THE PIVOT BY A 1/4-20 SET SCREW WITH AN EPOXY LOCKING PATCH.

SHAFTS: .50" DIA. ALUMINUM "PIN-LOCK" ROD.

SEALS: EXTRUDED SILICONE RUBBER SEAL AT BLADE EDGE. POLYURETHANE AT THE JAMBS.

SCREENS: WHEN INDICATED, IN A REMOVABLE FRAME.

BIRD SCREEN - 1/2" FLATTENED ALUMINUM, .051" THK.

OR - 1/2" SQ. MESH, INTERMEDIATE DOUBLE-CRIMPED ALUMINUM WIRE, .063 DIA.

OR - 18/16 MESH, .011" DIA. ALUMINUM WIRE, INSECT SCREEN.

FINISH: MILL.

ACTUATOR: 120 VAC, SPRING RETURN NORMALLY CLOSED

133 IN-LBS. TORQUE.

LOUVER SIZES: 12" x 19" MINIMUM PANEL SIZE.

48" x 96" MAXIMUM PANEL SIZE.

OPTIONAL

- OTHER SCREENS
- ARCHITECTURAL FINISHES

NOMINAL DEDUCTIONS WILL BE MADE TO THE OPENING SIZES GIVEN.

ITEM	QTY.	OPENING SIZE		LOUVER SIZE		MULL	SCREENS		LOC	UNION MADE
		WIDTH	HEIGHT	WIDTH	HEIGHT		TYPE	LOC		



ARROW UNITED INDUSTRIES
A DIVISION OF MESTEK, INC.
314 RIVERSIDE DRIVE
WYALUSING, PA 18853
TEL: (570) 746-1888 FAX: (570) 746-9286

AGENT: _____

ARCH./ENG. : _____
CONTR. : _____
PROJECT : _____
EDR: _____ ECN: _____ JOB: _____
DATE: _____ DWN. : _____ DWG. : _____