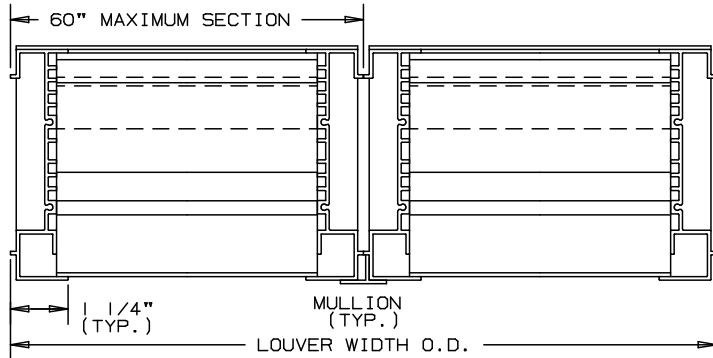
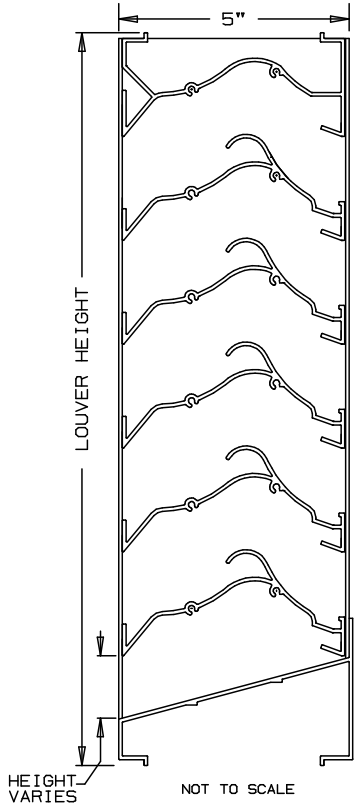


# ARROW EXTRUDED ALUMINUM LOUVERS 5" DEEP

# TYPE EA-522-D

## CHEVRON DRAIN BLADE - STATIONARY - CHANNEL TYPE



### SPECIFICATIONS

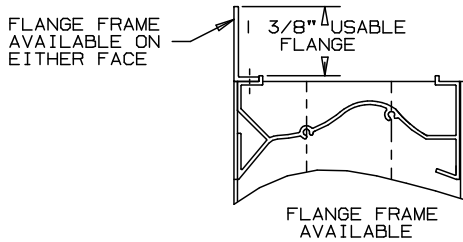
MATERIAL: EXTRUDED ALUMINUM 6063-T6/T52 ALLOY .060 BLADES  
 FRAME: .081" THICK NOMINAL.  
 FACE OF LOUVER: HEAD AND BLADES CONTAINED WITHIN THE JAMBS.  
 SILL CONTAINS JAMBS.  
 APPROXIMATE BLADE CENTERS 2 1/4".  
 SCREENS: WHEN INDICATED, IN A REMOVABLE FRAME.  
 BIRD SCREEN - 1/2" FLATTENED ALUMINUM, .051" THK.  
 OR - 1/2" SQ. MESH, INTERMEDIATE DOUBLE-CRIMPED  
 ALUMINUM WIRE, .063 DIA.  
 OR - 18/16 MESH, .011" DIA. ALUMINUM WIRE,  
 INSECT SCREEN.

FINISH: \_\_\_\_\_

LOUVER SIZES: 12" x 12" MINIMUM PANEL SIZE.  
 40 SQUARE FEET IS THE MAXIMUM SECTION SIZE.  
 LOUVERS LARGER THAN THE MAXIMUM FACTORY  
 ASSEMBLED SIZE WILL REQUIRE FIELD ASSEMBLY  
 OF SMALLER LOUVER SECTIONS.

### LOUVER PERFORMANCE STATEMENT


LOUVER MODEL EA-522-D SHALL BE FABRICATED TO PROVIDE A  
 MINIMUM FREE AREA (48.3%), 7.73 SQUARE FEET OF FREE AREA  
 FOR A 48"x48" SIZE LOUVER AND BEAR THE AMCA CERTIFIED  
 RATINGS PROGRAM SEAL FOR AIR PERFORMANCE AND WATER  
 PENETRATION. THE RATING SHALL SHOW .01 OUNCES PER SQUARE  
 FOOT OF FREE AREA VELOCITY OF 1141 FEET PER MINUTE,  
 (8820) CUBIC FEET PER MINUTE, WITH .208 INCHES WATER  
 GAUGE PRESSURE DROP FOR 1000 FPM FOR AIR INTAKE.



FOR CERTIFIED RATINGS  
 AUTHORIZED BY AMCA  
 - SEE REVERSE SIDE

NOMINAL DEDUCTIONS WILL BE MADE TO THE OPENING SIZE GIVEN.

ITEM	QTY.	OPENING SIZE		LOUVER SIZE		MULL	TYPE	LOC	SCREENS	 UNION MADE
		WIDTH	HEIGHT	WIDTH	HEIGHT					



**ARROW UNITED INDUSTRIES**  
 A DIVISION OF MESTEK, INC.

314 RIVERSIDE DRIVE  
 WYALUSING, PA 18853

TEL: (570) 746-1888 FAX: (570) 746-9286

AGENT: \_\_\_\_\_

ARCH./ENG.:
CONTR.:
PROJECT:
EDR:                      ECN:                      JOB:
DATE:                      DWN.:                      DWG.:

# LOUVER MODEL EA-522-D

## DRAIN LOUVERS

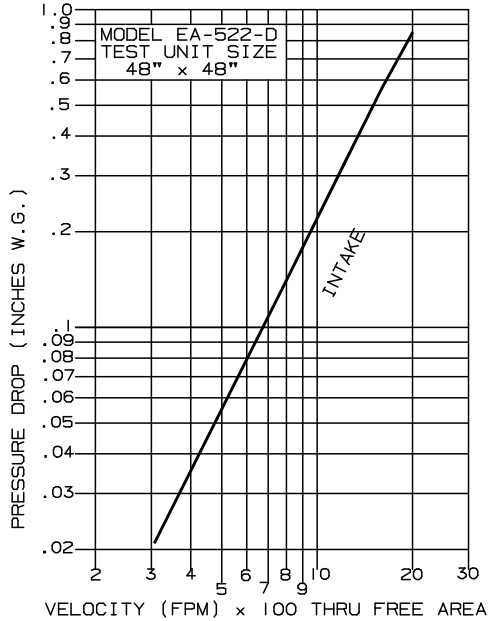
### EXTRUDED ALUMINUM - STATIONARY

## PERFORMANCE DATA

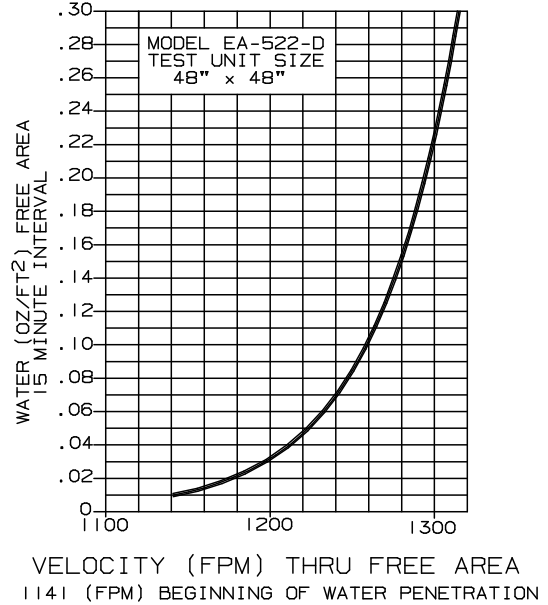
TESTS OF A 48"x48" SAMPLE BY AN AMCA REGISTERED LABORATORY  
 ACCORDING TO AMCA STANDARD 500 SHOWS LOW WATER PENETRATION.  
 TESTS SHOW LESS THAN .01 OZ. PER SQ. FT. WATER PENETRATION AT  
 1141 FPM (FREE AREA VELOCITY) WITH LESS THAN .208" W.G. PRESSURE  
 DROP AT 1000 FPM (INTAKE).

RATINGS DO NOT INCLUDE EFFECTS OF BIRDSCREEN.

### PRESSURE DROP



### WATER PENETRATION



### FREE AREA

		FREE AREA ( SQ. FT. )									
		WIDTH									
		12"	24"	36"	48"	60"	72"	84"	96"	108"	120"
HEIGHT	12"	.26	.59	.92	1.25	1.58	1.90	2.23	2.56	2.89	3.22
	24"	.68	1.55	2.41	3.27	4.14	5.00	5.86	6.73	7.59	8.46
	36"	1.11	2.50	3.90	5.30	6.70	8.10	9.50	10.89	12.29	13.69
	48"	1.61	3.65	5.69	7.73	9.77	11.81	13.85	15.89	17.93	19.97
	60"	2.04	4.61	7.19	9.76	12.33	14.91	17.48	20.06	22.63	25.21
	72"	2.46	5.57	8.68	11.79	14.90	18.00	21.11	24.22	27.33	30.44
	84"	2.97	6.72	10.47	14.22	17.97	21.72	25.47	29.22	32.97	36.72
	96"	3.39	7.68	11.96	16.25	20.53	24.82	29.10	33.39	37.67	41.96
108"	3.82	8.63	13.45	18.27	23.09	27.91	32.73	37.55	42.37	47.19	
120"	4.32	9.78	15.25	20.71	26.17	31.63	37.09	42.55	48.01	53.47	



ARROW UNITED CERTIFIES THAT THE MODEL EA-522-D SHOWN HEREIN IS LICENSED TO BEAR THE AMCA SEAL. THE RATINGS SHOWN ARE BASED ON TESTS AND PROCEDURES PERFORMED IN ACCORDANCE WITH AMCA PUBLICATION 511 AND COMPLY WITH THE REQUIREMENTS OF THE AMCA CERTIFIED RATINGS PROGRAM. THE AMCA CERTIFIED RATINGS SEAL APPLIES TO AIR PERFORMANCE AND WATER PENETRATION RATINGS ONLY.