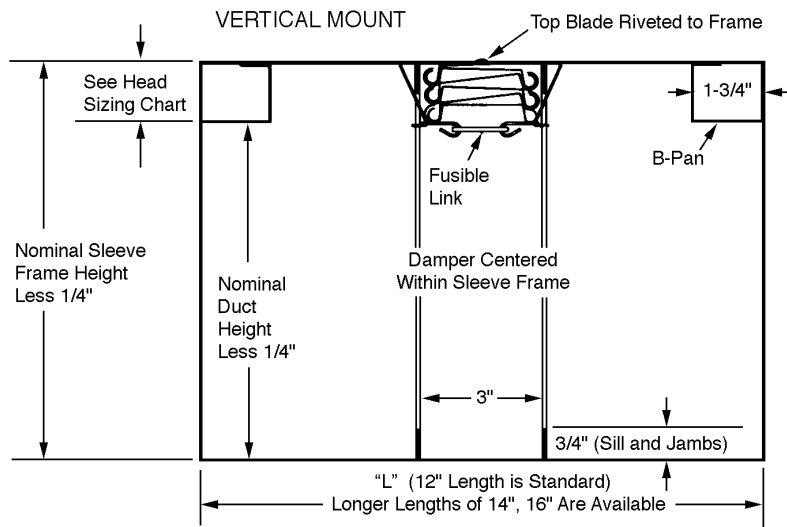


# FIRE/SEAL® UL-CLASSIFIED 1½-HR. STATIC RATED FIRE DAMPER WITH INTEGRAL SLEEVE FRAME

**MODEL 117X**  
**"B" STYLE**  
Vertical & Horizontal

**NO ADDITIONAL SLEEVE REQUIRED, PROVIDED DUCT THICKNESS IS 20 GA. OR LESS, AND U.L.-APPROVED BREAKAWAY DUCT-TO-SLEEVE CONNECTION JOINTS ARE USED, PER UL-555.**

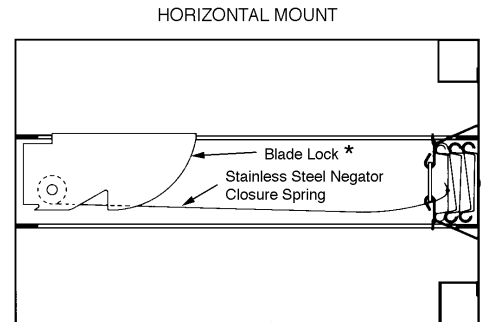
Classified by Underwriters Laboratories as a 1½-hour fire protection rated Fire Damper, in accordance with Standards UL-555 and NFPA-90A, for the protection of openings in fire partitions having a fire resistance rating of less than 3 hours.



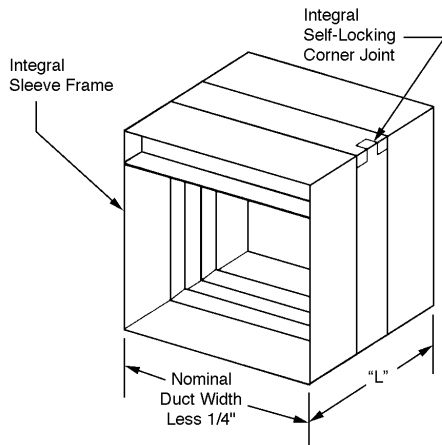
**UNDERWRITERS LABORATORIES INC.**  
**CLASSIFIED**  
FIRE DAMPERS  
FIRE RESISTANCE RATING **1½ HR.**  
SEE U.L. CLASSIFIED BUILDING MATERIALS INDEX

Arrow United Industries

**California State Fire Marshal**  
**Listing No. 3225-1328:100**



(\*) Damper is to be installed with blade lock points facing DOWNWARD and with access from above.



**DIMENSIONAL DATA:**

MINIMUM SIZE: 4" W x 3" H (Duct), 4" W X 5" H (Sleeve Frame).

MAXIMUM SIZE - VERTICAL:

Single Panel: 60" W x 55" H (Duct), 60" W x 60" H (Sleeve Frame).  
Multiple Panel: Not Available.

MAXIMUM SIZE - HORIZONTAL:

Single Panel: 48" W x 43" H (Duct), 48" W x 48" H (Sleeve Frame).  
Multiple Panel: Not Available.

NOTE: Dampers should be ordered by nominal duct size.

**STANDARD MATERIALS & CONSTRUCTION:**

- SLEEVE FRAME: One-piece rollformed 20-GA galvanized steel.
- BLADES: 22-GA galvanized steel curtain-type.
- FUSIBLE LINK: UL-listed 165°F; replaceable. (Optional 212°F available at no additional charge.)
- CLOSURE SPRINGS (Horizontal Models): Heat-treated Type 301 stainless steel constant force coiled negator type.

- PROJECT:
- LOCATION:
- ARCHITECT:
- ENGINEER:
- CONTRACTOR:
- PO NUMBER:
- DATE:



Arrow United Industries  
A Division of Mestek, Inc.  
314 Riverside Drive • Wyalusing, PA 18853  
Ph: (570)-746-1888 Fax: (570)-746-9286  
www.arrowunited.com

MEMBER OF AMCA

*Additional information  
on reverse side.*

**FIRE/SEAL® UL-CLASSIFIED  
1 1/2-HR. STATIC RATED FIRE DAMPER  
WITH INTEGRAL SLEEVE FRAME**

**MODEL 117X  
"B" STYLE**

HEAD SIZING CHART

	IF NOMINAL DUCT HEIGHT IS:	INCHES TO ADD FOR HEAD:
	3" THRU 18"	2"
	19" THRU 28"	3"
	29" THRU 40"	4"
	41" THRU 43"	5"
VERTICAL ONLY	44" THRU 55"	5"

See DIMENSIONAL DATA on front side.

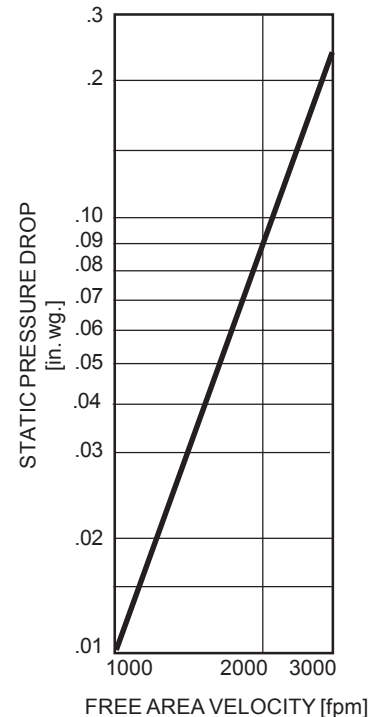
**AVAILABLE OPTIONS:**

1. Sleeve frame length ("L" dimension) of 14" and 16".
2. 212°F fusible link.
3. Electro Thermal Link [ETL®].
4. SPDT "closed damper" position indicator switch.


**FREE AREA VELOCITY [fpm] =  $\frac{\text{FLOW [cfm]}}{\text{FREE AREA [sq. ft.]}}$**

FREE AREA [sq. ft.]  
Duct Width (in.)

Duct Height (in.)	4	8	12	16	20	24	28	32	35	40	44	48	52	56	60
4	.06	.2	.3	.4	.5	.5	.6	.7	.8	.9	1.0	1.1	1.2	1.3	1.4
8	.2	.4	.6	.8	1.0	1.2	1.4	1.6	1.8	2.0	2.2	2.4	2.6	2.8	3.0
12	.2	.5	.9	1.2	1.5	1.8	2.1	2.4	2.7	3.0	3.4	3.7	4.0	4.3	4.6
16	.3	.7	1.2	1.6	2.0	2.4	2.8	3.3	3.7	4.1	4.5	5.0	5.4	5.8	6.2
20	.4	.9	1.4	2.0	2.5	3.0	3.6	4.1	4.7	5.2	5.7	6.3	6.8	7.3	7.9
24	.4	1.1	1.7	2.4	3.0	3.7	4.3	5.0	5.6	6.3	6.9	7.5	8.2	8.8	9.5
28	.5	1.2	2.0	2.8	3.5	4.3	5.0	5.8	6.5	7.3	8.0	8.8	9.5	10.3	11.0
32	.6	1.5	2.3	3.2	4.0	4.9	5.8	6.7	7.5	8.4	9.3	10.1	11.0	11.9	12.7
36	.7	1.6	2.6	3.6	4.6	5.5	6.5	7.5	8.5	9.5	10.4	11.4	12.4	13.4	14.4
40	.7	1.8	2.9	4.0	5.1	6.2	7.3	8.4	9.4	10.5	11.6	12.7	13.8	14.9	16.0
44	.8	2.0	3.2	4.4	5.6	6.8	8.0	9.2	10.4	11.6	12.8	14.0	15.2	16.4	17.6
48	.8	2.1	3.3	4.6	5.9	7.1	8.4	9.6	10.9	12.1	13.4	14.7	15.9	17.2	18.4
52	.9	2.4	3.8	5.2	6.6	8.0	9.5	10.9	12.3	13.7	15.2	16.6	18.0	19.4	20.9
56	.9	2.4	3.9	5.3	6.8	8.3	9.8	11.3	12.8	14.3	15.8	17.3	18.8	20.3	21.8



IN THE INTEREST OF PRODUCT DEVELOPMENT, ARROW UNITED RESERVES THE RIGHT TO MAKE CHANGES WITHOUT NOTICE.

 Arrow United Industries  
A Division of Mestek, Inc.  
314 Riverside Drive • Wyalusing, PA 18853  
Ph: (570)-746-1888 Fax: (570)-746-9286  
www.arrowunited.com